
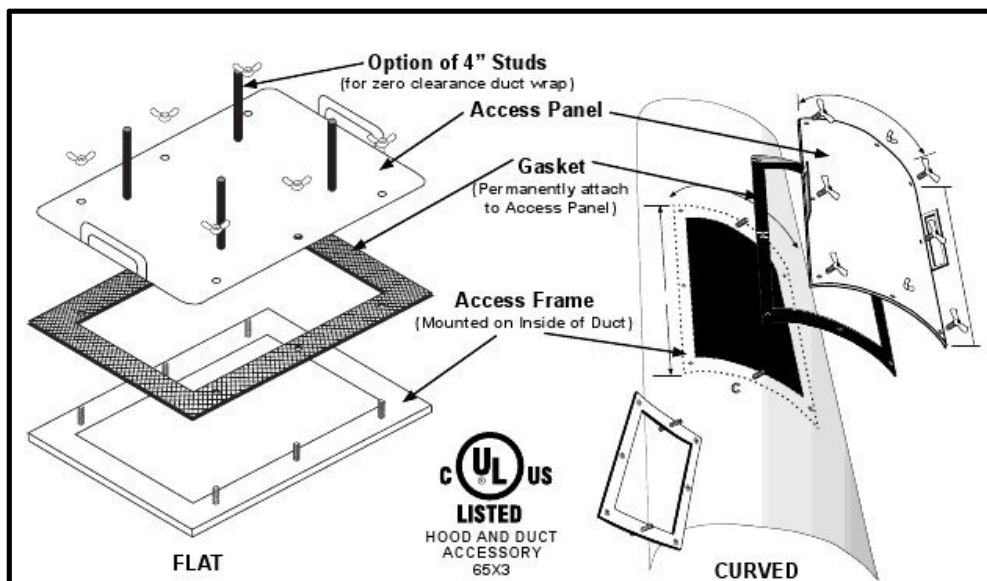


DuctSeal™ Grease Duct Access Doors



- Heavy Duty 16 gauge steel construction
- Stainless Steel models available
- Available with extended studs to accommodate fire wrap
- Back frame reinforces duct cut-out
- Easy to clean and install
- Standard and custom sizes available
- Gasket rated to 2300°F and is bonded to front panel



Pricing:

Flat Access Doors

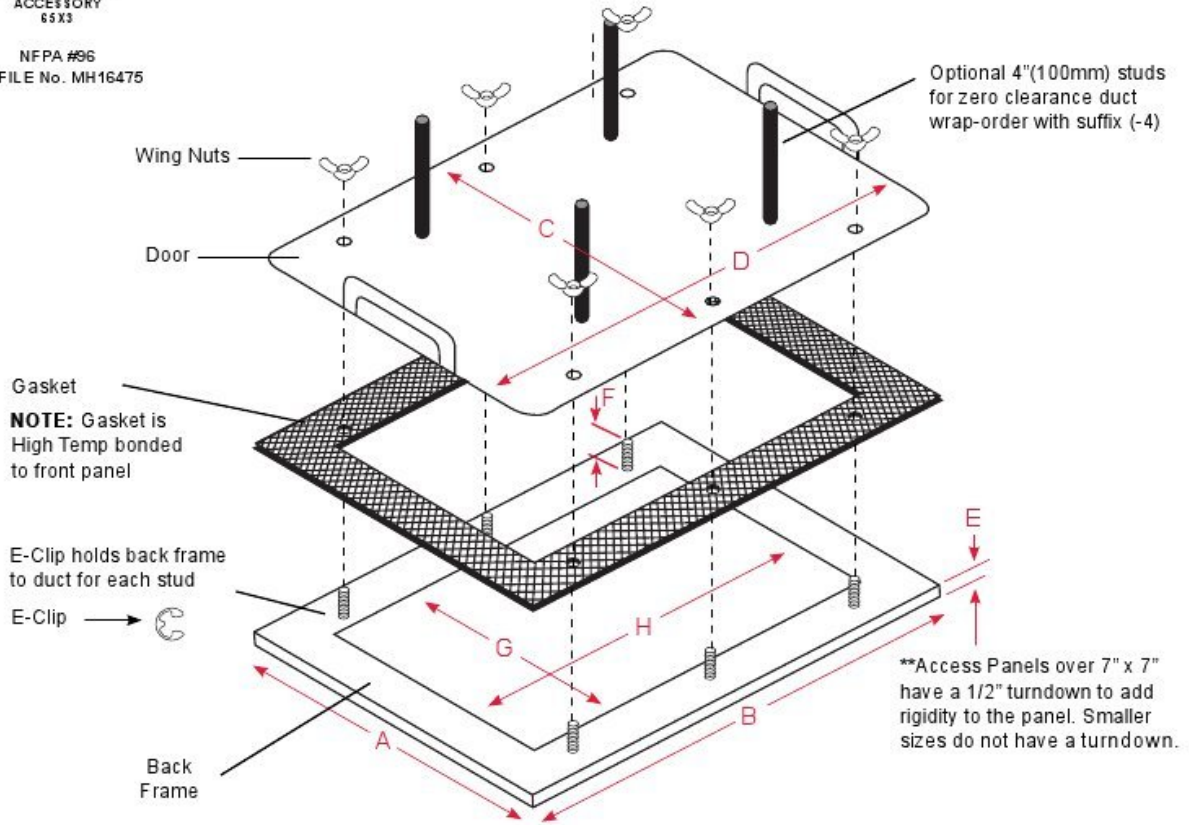
GDAD-F-750710	\$ 140.00
GDAD-F-750715	\$ 160.00
GDAD-F-750723	\$ 204.00
GDAD-F-750606	\$ 144.00
GDAD-F-750707	\$ 140.00
GDAD-F-750712	\$ 160.00
GDAD-F-750720	\$ 208.00
GDAD-F-751212	\$ 188.00
GDAD-F-751220	\$ 252.00
GDAD-F-751620	\$ 268.00
GDAD-F-752020	\$ 272.00

Curved Access Doors

GDAD-C-750505-C	\$ 216.00
GDAD-C-750511-C	\$ 216.00
GDAD-C-750517-C	\$ 288.00
GDAD-C-750808-C	\$ 220.00
GDAD-C-750811-C	\$ 272.00
GDAD-C-750817-C	\$ 276.00
GDAD-C-750823-C	\$ 284.00
GDAD-C-751117-C	\$ 298.00
GDAD-C-751123-C	\$ 312.00
GDAD-C-751717-C	\$ 298.00
GDAD-C-751723-C	\$ 364.00

Flat Doors

UL **US**
LISTED
 HOOD AND DUCT
 ACCESSORY
 65 X3
 NFPA #96
 UL FILE No. MH16475

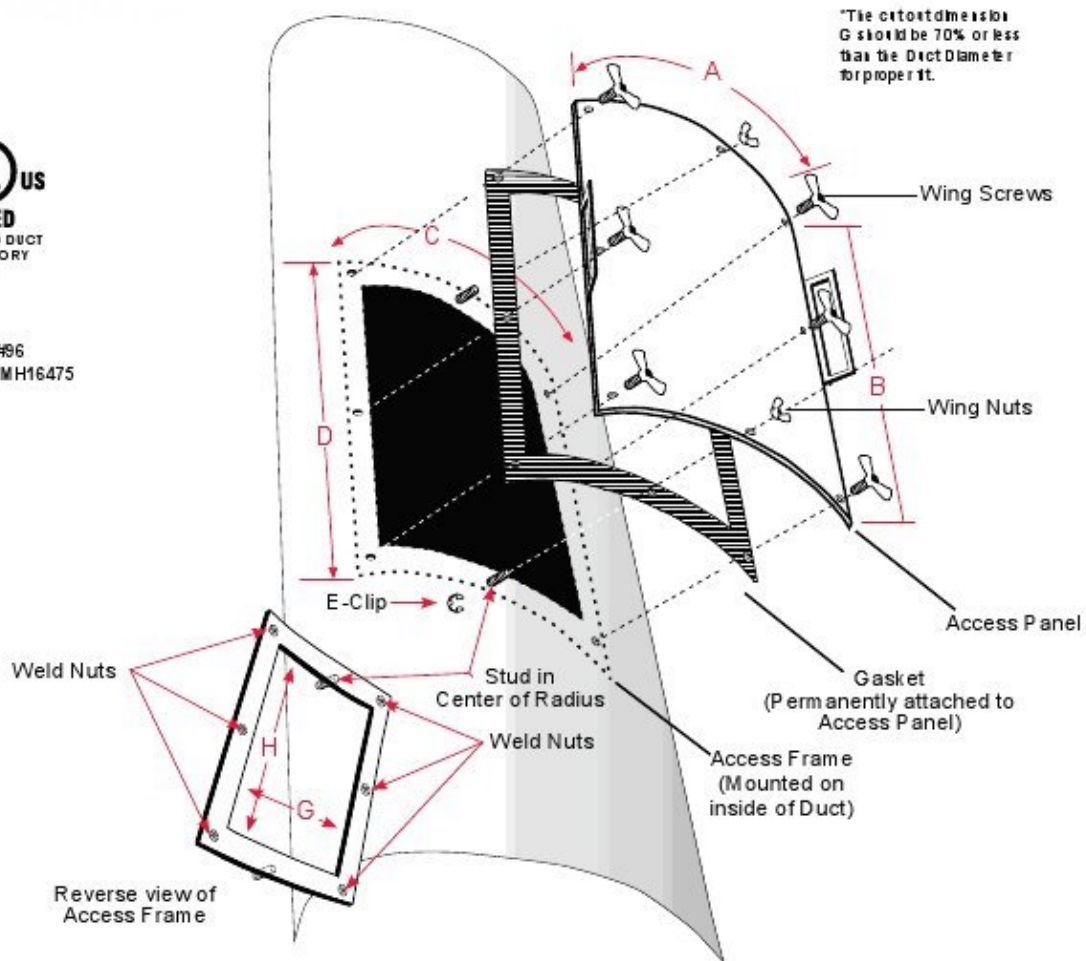


Please Order by Part No.	BACK FRAME OUTSIDE DIMENSION		FRONT PANEL OUTSIDE DIMENSION		PANEL WIDTH	STUD HEIGHT	HOLE SIZE • BACK FRAME INSIDE DIMENSION		MOUNTING STUDS
	A*	B*	C	D			G	H	
PART NO.									
750710	7"	10"	7"	10"	Flat	1"	5.5"	8.5"	6
750715	7"	15"	7"	15"	Flat	1"	5.5"	13.5"	6
750723	7"	23"	7"	23"	Flat	1"	5.5"	21.5"	10
750606	8"	8"	8"	8"	Flat	1"	6"	6"	4
750707	10"	10"	10"	10"	.5"	1"	7"	7"	4
750712	10"	15"	10"	15"	.5"	1"	7"	12"	6
750720	10"	23"	10"	23"	.5"	1"	7"	20"	10
751212	15"	15"	15"	15"	.5"	1"	12"	12"	8
751220	15"	23"	15"	23"	.5"	1"	12"	20"	14
751620	19"	23"	19"	23"	.5"	1"	16"	20"	16
752020	23"	23"	23"	23"	.5"	1"	20"	20"	16

Curved Doors



NFPA #96
UL FILE No. MH16475



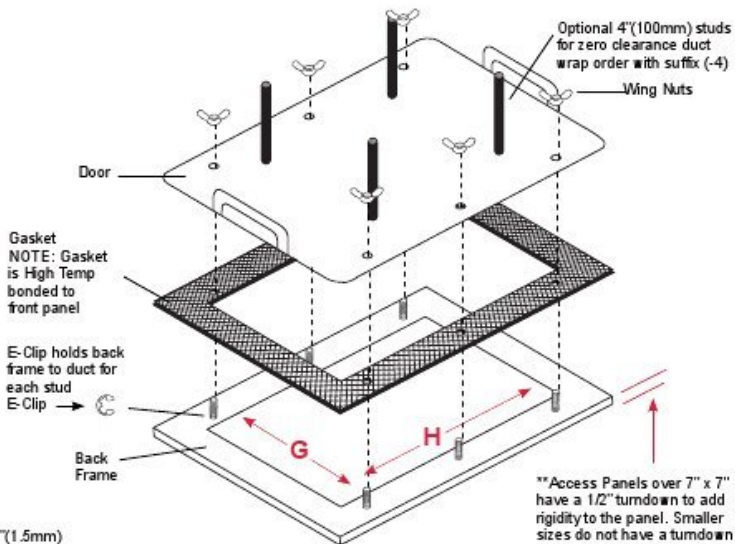
Please Order by Part No.	OUTSIDE DIMENSIONS				HOLE SIZE INSIDE DIMENSIONS	
	PART NO.	A	B	C	D	G ^A
750505-C	6.56"	6.75"	6.56"	6.75"	5.06"	5.25"
750511-C	6.50"	12.75"	6.50"	12.75"	5.00"	11.25"
750517-C	6.50"	18.75"	6.50"	18.75"	5.00"	17.25"
750808-C	9.50"	9.75"	9.50"	9.75"	8.00"	8.25"
750811-C	9.50"	12.75"	9.50"	12.75"	8.00"	11.25"
750817-C	9.50"	18.75"	9.50"	18.75"	8.00"	17.25"
750823-C	9.50"	24.75"	9.50"	24.75"	8.00"	23.25"
751117-C	12.50"	18.75"	12.50"	18.75"	11.00"	17.25"
751123-C	12.50"	24.75"	12.50"	24.75"	11.00"	23.25"
751717-C	18.50"	18.75"	18.50"	18.75"	17.00"	17.25"
751723-C	18.50"	24.75"	18.50"	24.75"	17.00"	23.25"

Custom Door Quote: Flat Doors



NFPA #86
UL FILE No. MH16475

MATERIAL:
BACK PLATE:
 Cold Rolled Steel, Thickness – 0.057”(1.5mm)
FRONT PLATE:
 Galvanized Steel, Thickness – 0.080”(1.5mm)



QUANTITY REQUIRED	
--------------------------	--

DIMENSIONS	SIZE	INCHES or MM
DIMENSION "G"		
DIMENSION "H"		

PANEL MATERIAL	Check One
GALVANIZED STEEL	<input type="checkbox"/>
STAINLESS STEEL 304	<input type="checkbox"/>
STAINLESS STEEL 316L	<input type="checkbox"/>

PANEL THICKNESS	Check One
.050" (1.3mm) S/S Models only	<input type="checkbox"/>
.060"(1.5mm)	<input type="checkbox"/>
.125"(3.2mm)	<input type="checkbox"/>

MOUNTING HARDWARE MATERIAL	Check One
ZINC PLATED STEEL	<input type="checkbox"/>
STAINLESS STEEL 304	<input type="checkbox"/>
STAINLESS STEEL 316L	<input type="checkbox"/>

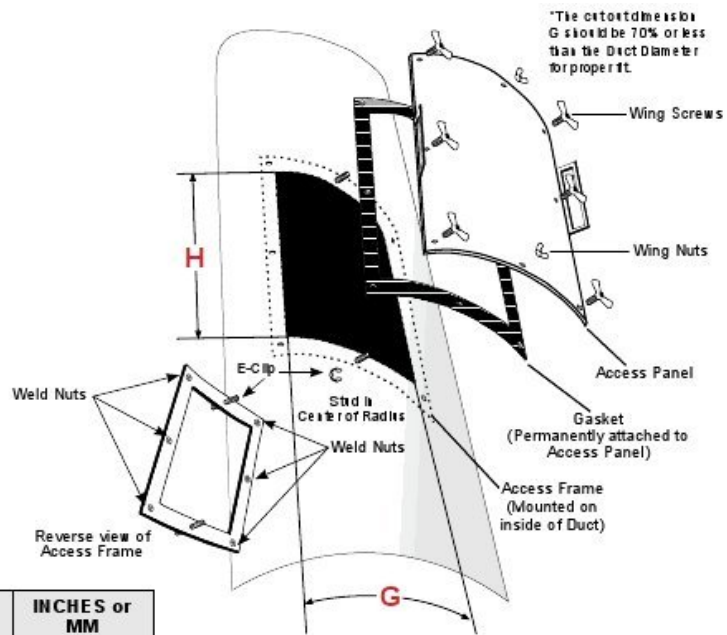
Additional Notes

Date:	P.O. #	Account No:
Company Name:	Contact Name:	
Address:	City & State:	Zip:
Phone No:	E-mail:	

Custom Door Quote: Curved Doors



NFPA #96
UL FILE No. MH16475



DIMENSIONS	SIZE	INCHES or MM
DUCT DIAMETER "A"		
CUT OUT DIMENSION "G" "G" = 70% x "A" or LESS		
IF LESS THAN 70% GIVE SIZE		
CUT OUT DIMENSION "H"		

NFPA 96 prohibits duct cut out greater than 70% of the duct diameter

QUANTITY REQUIRED	
-------------------	--

PANEL MATERIAL	Check One
GALVANIZED STEEL	<input type="checkbox"/>
STAINLESS STEEL 304	<input type="checkbox"/>
STAINLESS STEEL 316L	<input type="checkbox"/>

PANEL THICKNESS	Check One
.050" (1.3mm) S/S Models only	<input type="checkbox"/>
.060" (1.5mm)	<input type="checkbox"/>
.125" (3.2mm)	<input type="checkbox"/>

MOUNTING HARDWARE MATERIAL	Check One
ZINC PLATED STEEL	<input type="checkbox"/>
STAINLESS STEEL 304	<input type="checkbox"/>
STAINLESS STEEL 316L	<input type="checkbox"/>

Additional Notes

Date:	P.O. #	Account No:
Company Name:	Contact Name:	
Address:	City & State:	Zip:
Phone No:	E-mail:	